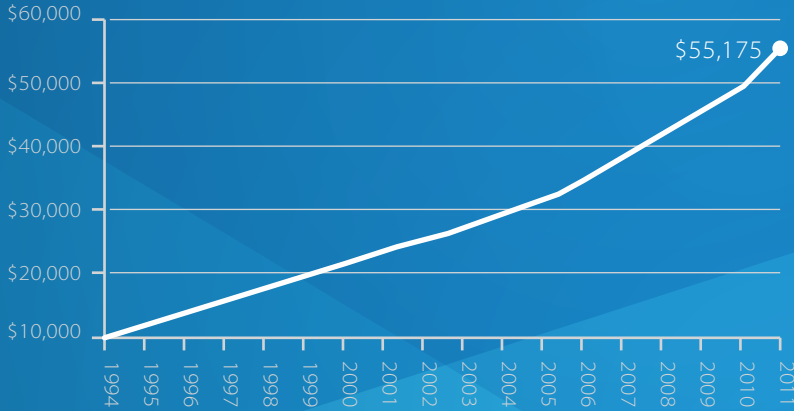


Historical Returns

MORTGAGE INVESTMENT CORPORATION*

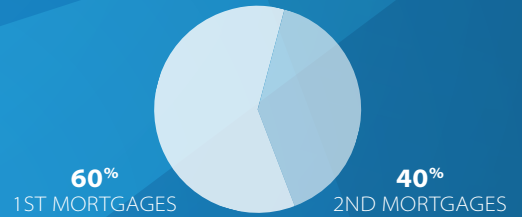
Growth of \$10,000 since June 1994



Fund Performance (PERCENT RETURN)

1YR	3YRS	5YRS	10YRS	SINCE INCEPTION
6.76%	7.98%	8.64%	8.20%	9.95%

Target asset allocation

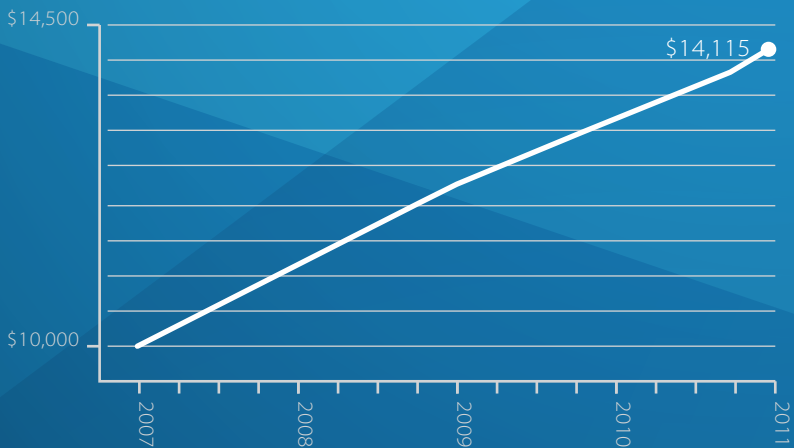


ANNUAL RETURN %

1994	1995	1996	1997	1998	1999	2000	2001	2002	2003	2004	2005	2006	2007	2008	2009	2010	2011
14.68%	14.59%	14.74%	13.37%	12.04%	11.14%	9.85%	7.26%	7.80%	8.50%	7.53%	7.07%	7.93%	9.78%	9.52%	9.17%	8.02%	6.76%

BALANCED MORTGAGE FUND

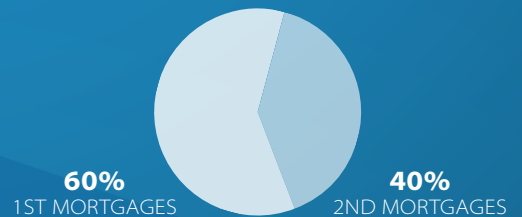
Growth of \$10,000 since June 2007



Fund Performance Series A (PERCENT RETURN)

1YR	3YRS	5YRS	10YRS	SINCE INCEPTION
7.86%	8.63%			9.00%

Target asset allocation



ANNUAL RETURN %
SERIES A

2008	2009	2010	2011
10.12%	9.59%	8.45%	7.86%

This article does not constitute an offer to purchase securities which is made only under an offering memorandum available from our office. Please read the offering memorandum before investing. Mortgage investments are not guaranteed, their value may fluctuate and past performance may not be repeated.

* This is a private Mortgage Investment Corporation and not available for distribution. Past returns and performance of this Mortgage Investment Corporation are shown for information purposes only.